

How to post a message in the ATNetwork forum

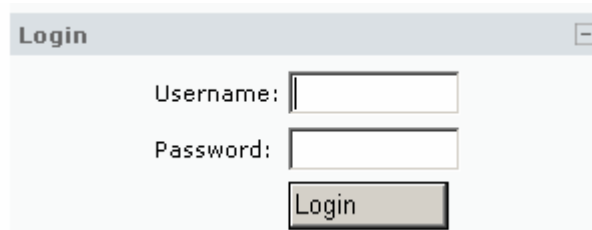
Step1

Go to

<http://ebionofre-m.ccems.pt/>

Step2

Log in



A screenshot of a login window titled "Login". It contains two input fields: "Username:" and "Password:". Below the password field is a "Login" button.

Step3

Click over "Auschwitz Teachers Network"



Step4

Click on ATNetwork FORUM



Step5

Click on the "add a new topic" button

Add a new topic

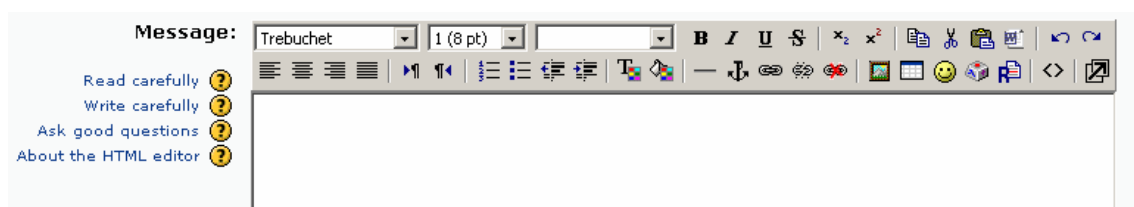
Step6

Indicate the main subject of your message

Subject:

Step7

Write your message in the "Message" area



The screenshot shows the "Message:" area of a forum. On the left, there are four links with question mark icons: "Read carefully", "Write carefully", "Ask good questions", and "About the HTML editor". The main area contains a rich text editor toolbar with various icons for text formatting (bold, italic, underline, strikethrough), alignment, list creation, and other functions. Below the toolbar is a large text input area for writing the message.

Step8

If you're interested in attaching a file, choose the optional attachment area (click on "procurar" (search)).


Attachment:  Max size: 2MB

Step9

Click on the "Post to forum" button

And you're done... try it a few times until you no longer need this manual.

For further instructions please refer to the

 [Moodle teacher documentation](#)